

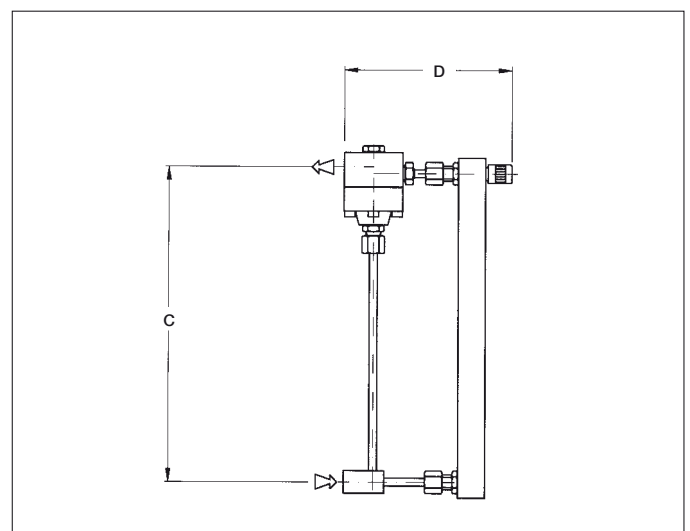
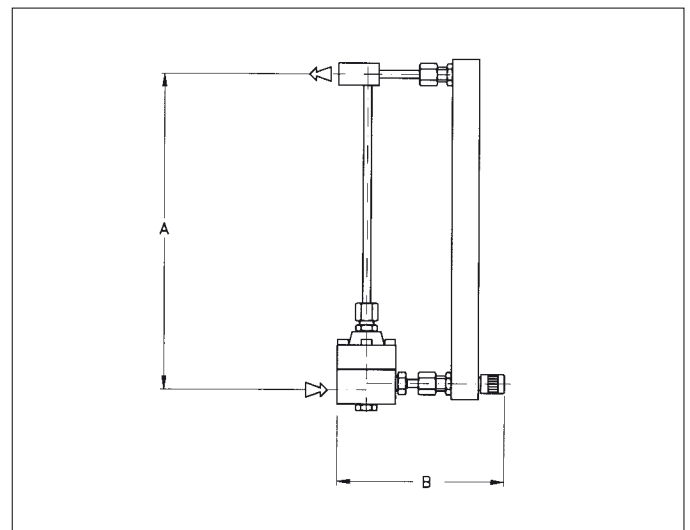

231R SERIES - PURGE FLOWMETERS

TECHNICAL FEATURES

- Borosilicate glass tube
- Structure in AISI 304
- Wetted parts in AISI 316
- Spherical float in glass, hard metal, AISI 316
- Built-in control valve in AISI 316
- Gaskets in Viton
- Float-stop in Teflon
- Length of the scale about 230 mm.
- Accuracy: $\pm 3\%$ full scale value
- Quick replacement of the glass
- Protection in plexiglass
- Holes for fixing on panel
- Supply pressure 2 - 8 Bar
- Differential pressure min. 0,5 Bar
- Self-regulator in brass or AISI 316 for flow in input or output with connections: 1/4" up to 3000 NI/h of air
 - Self-regulator in input (RE), is used with variable pressure in input and constant in output (this last value has to be used in the calculation).
 - Self-regulator in output (RU), is used with variable pressure in output and constant in input (this value has to be used in the calculation).
- Weight 1,5 kg

ACCESSORIES

- Inductive monostable or bistable alarm NAMUR type
- Aluminium frontal panel



REFERENT	SELF-REGULATOR (1/4")
A mm	331
B mm	180
C mm	325
D mm	180

FLOAT	CODE scale	AIR (NI/h) 20°C 1 Bar
VN	A0	0,08 - 0,8 *
MD	A1	0,22 - 2,2 *
VN	B0	0,25 - 2,5 *
MD	B1	0,6 - 6 *
VN	C0	0,13 - 1,3 *
MD	C1	0,35 - 3,5 *
VN	D0	0,3 - 3 *
MD	D1	1 - 10 *
VN	F0	0,7 - 7 *
MD	F1	1,6 - 16 *
VN	G0	1 - 10 *
MD	G1	2,2 - 22 *
VN	H0	200 - 2.000
316	H4	300 - 3.000

* Flow range in NI/min - The alarm contact is applicable only on the flowmeters with float in "MD", excluded scales code "A1" and "B1".

VN = Black Glass; MD = Hard Metal

HOW TO ORDER

Example: 231R - J - 1 - D1 - C0 - RPJE - XX

- 231R model
 J wetted parts in AISI 316
- 1 threaded connections 1/4" GAS-F
 2 threaded connections 1/4" NPT-F
- D1 flow range 1-10 NI/min of air (see schedule code)
- C0 no sensor
 C1 bistable inductive sensor
 C2 monostable inductive sensor
- RPJE self-regulator 1/4" ss 316 in input
 RPJU self-regulator 1/4" ss 316 in output
 RPOE self-regulator 1/4" in brass input
 RPOU self-regulator 1/4" in brass in output
- RGJE self-regulator 1/2" ss 316 in input
 RGJU self-regulator 1/2" ss 316 in output
 RPOE self-regulator 1/2" in brass in input
 RPOU self-regulator 1/2" in brass in output
- XX speciality to be described separately
 (ex. aluminium frontal panel)

In case of gas different from air please specify the type of gas precising: specific gravity, temperature, pressure, at the operating conditions.